

# LANDSCAPING



**BURLINGTON  
STONE**

EST 1843





Burlington Stone is renowned by architects and designers to offer one of the finest and most durable natural stones throughout the world. With a selection of eleven different British stones from its eight quarries, all situated within the English Lake District, Burlington offers a comprehensive range of Landscaping products, which can create stunning yet functional commercial and domestic schemes, from formal to informal, traditional to contemporary.

WE OFFER A RANGE OF:  
 BRITISH PAVING & PATIO PRODUCTS  
 SOLUTIONS FOR DRIVEWAYS & PATHS  
 WALLING PRODUCTS  
 MOSAICS & TILES FOR SWIMMING POOLS  
 DECORATIVE & CONSTRUCTION AGGREGATES  
 ROCKERY STONES & MONOLITHS

**WE ARE ABLE TO PROVIDE:**

- Aesthetically beautiful and unique natural stones, which are unsurpassed in terms of their technical performance within differing climatic conditions.
- Sympathetically extracted rock from our own quarries in the heart of the English Lake District.
- The use of modern methods and traditional techniques passed down by generations of skilled craftsmen for nearly 175 years.
- Easy maintenance due to the low water absorption characteristics of Burlington Stone
- Long durability and colour fastness of the stone delivering permanence.
- ISO 14001 accreditation, with the aim to utilise 100% of the rock extracted.
- A range of finishes and textures, which allow for high slip resistance and creativity within the design.
- Conform with new CE Marking legislation, which ensures that the stone has a Certificate of Origin and up to date technical test data.

**BURLINGTON STONE HAS A SOLUTION FOR ALL YOUR EXTERNAL REQUIREMENTS.**

The products can be made to order for bespoke specifications, in which you are able to choose the stone, the finish and the size to meet your own exacting needs.


Additionally, Burlington is also able to offer standard product lines, which are available within 7 working days.

Regardless of whether you choose a bespoke design or a standard product line, Burlington is able to deliver a guaranteed lasting statement of permanence and substance. Burlington's range of landscaping products is proven to withstand the rigours of the most demanding of external environments, whilst at the same time retaining the unique natural beauty of the stone.

## PAVING & PATIOS

Offering a range of paving products, which are unmatched in terms of their technical performance when compared with other stones, both natural and reconstituted.

Our British natural stone is able to offer extremely hardwearing paving solutions due to the durability and practicality of the stone, which ensures a timeless elegance. The locally sourced stone, which is sympathetically extracted from our quarries within the English Lake District meets European testing standards and carries the CE mark.



### KIRKBY ANTIQUE TILE



Kirkby –  
This stone is riven and heavily with a cushioned and eased edge.

Standard sizes available:

200mm x random lengths x nominally 30mm thick

250mm x random lengths x nominally 30mm thick

300mm x random lengths x nominally 30mm thick

Lengths up to 500mm and thickness +/- 5mm

### BAYCLIFF CAULFEILD ANTIQUE TILE



Baycliff Caulfeild –  
This stone is flamed and brushed with a cushioned edge.

Standard sizes available:

200mm x random lengths x nominally 21mm thick

250mm x random lengths x nominally 21mm thick

300mm x random lengths x nominally 21mm thick

Lengths up to 500mm and thickness +/- 2mm

The above products are our standard sizes, but additional sizes are available on a bespoke basis.

THE LANDSCAPING PROPOSITION FROM BURLINGTON STONE USES ONLY BRITISH NATURAL STONE FROM THE ENGLISH LAKE DISTRICT, WHICH IS EXTREMELY HARD WEARING, PRACTICAL AND DURABLE.

KIRKBY RIVEN PAVING



Kirkby – riven natural stone.

Standard sizes available:


200mm x random lengths x nominally 30mm thick

250mm x random lengths x nominally 30mm thick

300mm x random lengths x nominally 30mm thick

Lengths up to 500mm and thickness +/-5mm

WESTMORLAND GREEN RIVEN PAVING



Westmorland Green – riven natural stone.

Standard sizes available:

200mm x random lengths x nominally 40mm thick

250mm x random lengths x nominally 40mm thick

300mm x random lengths x nominally 40mm thick

Lengths up to 500mm and thickness +/-5mm

WESTMORLAND GREEN FLAMED PAVING



Westmorland Green – green natural stone with a flamed finish.

Standard sizes available:

200mm x random lengths x nominally 31mm thick

250mm x random lengths x nominally 31mm thick

300mm x random lengths x nominally 31mm thick

Lengths up to 600mm and thickness +/-2mm

The above products are our standard sizes, but additional sizes are available on a bespoke basis.

# DRIVEWAYS & PATHS



Residential Project using 3 sizes of the British Kirkby Blue Tumbled Stone Setts, laid on a flexible jointed screeded bed.

## BRITISH TUMBLED STONE SETTS

Burlington Stone offer British Tumbled Stone Setts, which provide exceptional driveways, pathways and patio solutions, whilst saving time and money.

Our range of British natural stone setts are:


- Produced from a unique, high quality and aesthetically pleasing material.
- Tumbled stone setts can be laid on a screeded bed as a flexible paving system or pointed.
- Installation time can be reduced significantly when using traditional block paving laying practices.
- In comparison to other natural stone paving setts, the overall laid cost can be considerably reduced when using traditional paving processes.
- Ease of installation and maintenance
- Offering outstanding technical performance capabilities, including colour fastness, high density and long durability.

Using alongside the Kirkby Blue stone or individually are the renowned stones of Elterwater (synonymous with the roofing slate adorning prestigious and listed buildings for over 200 years) and Brandy Crag Silver (quarried close to the famous village of Coniston). The natural origins of the exquisite stones are unveiled and the naturally riven face makes each sett unique.

### SIZES:



222 x 148 x 50mm



148 x 148 x 50mm

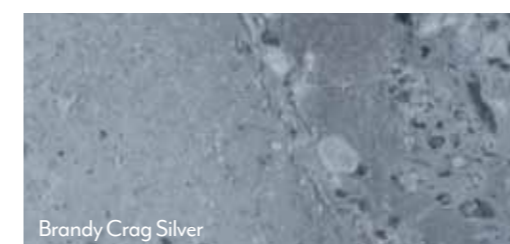



111 x 148 x 50mm



200 x 100 x 100mm

### COLOURS:



### TUMBLED STONE SETTS


- British Natural stone sett
- COLOURS:**
  - Kirkby Blue
- Colour enhancement with:
  - Elterwater
  - Brandy Crag Silver
- SIZES:**
  - 222mm x 148mm x 50mm
  - 148mm x 148mm x 50mm
  - 111mm x 148mm x 50mm
  - Bespoke
- APPLICATIONS:**
  - Commercial
  - Residential
- FINISH:**
  - Tumbled top and bottom
  - Sawn all edges
- SUPPLIED:**
  - In single size modules
  - Packaged in single size modules
  - Smaller pack sizes available of Elterwater and Brandy Crag Silver
  - Sold by m<sup>2</sup>

### KERB / EDGINGS

- British Natural stone sett
- COLOURS:**
  - Kirkby Blue
- Colour enhancement with:
  - Elterwater
  - Brandy Crag Silver
- SIZES:**
  - 200mm x 100mm x 100mm
  - Bespoke
- APPLICATIONS:**
  - Commercial
  - Residential
- FINISH:**
  - Tumbled top and bottom
  - Sawn all edges
- SUPPLIED:**
  - In single size modules
  - Packaged in single size modules
  - Smaller pack sizes available of Elterwater and Brandy Crag Silver
  - Sold by m<sup>2</sup>

### DIFFERENT LAYING PATTERNS:

This product has been designed to be versatile and allows many laying combinations. However common patterns found are:




Random Stretcher

90° Herringbone

45° Herringbone

Basketweave

WALLING



Westmorland Green weathered walling



Westmorland Green random walling

Creating a structure of every conceivable shape, size and form, Burlington Stone offer a range of weathered, cropped and sawn faced walling, using Kirkby Blue / Grey and Westmorland Green slates and a range of random and squared rubble walling, using Baycliff Limestone. Quoins, lintels, cills, jambs and steps finish off the design, allowing for the building to become an integral element of its unique landscape.



Kirkby Blue/Grey cropped walling



Kirkby Blue/Grey weathered walling



Limestone cropped walling



Limestone random rubble walling




Kirkby Blue/Grey steps



Westmorland Green Quoins

MAIN: Kirkby Blue/Grey weathered walling

## SWIMMING POOLS



## MOSAICS & TILES

With a range of mosaics and standard product line tiles, exquisite and luxury swimming pools can be created.

Our British natural stone mosaics are able to offer:







- A range of mosaics, providing intricate detailing or decoration.
- A combination of various natural stones and finishes, which allow for differing affects when wet and dry, in particular the stones' origin is accentuated when wet.
- A design for ease of installation and maintenance.
- Durable, colour fast, stain and slip resistant qualities.
- The low water absorption properties of the stone makes the product an ideal solution for pools and wet areas.

OPPOSITE: Swimming pool base, lining, surrounds and steps in Elterwater. Private residence - UK.  
 TOP: Broughton Moor in a honed finish. Four Seasons Resort - Hawaii.  
 BOTTOM: Broughton Moor in a flamed finish. Four Seasons Hotel - Baltimore - USA.






MOSAICS

SQUARE MOSAICS



STRIP MOSAICS



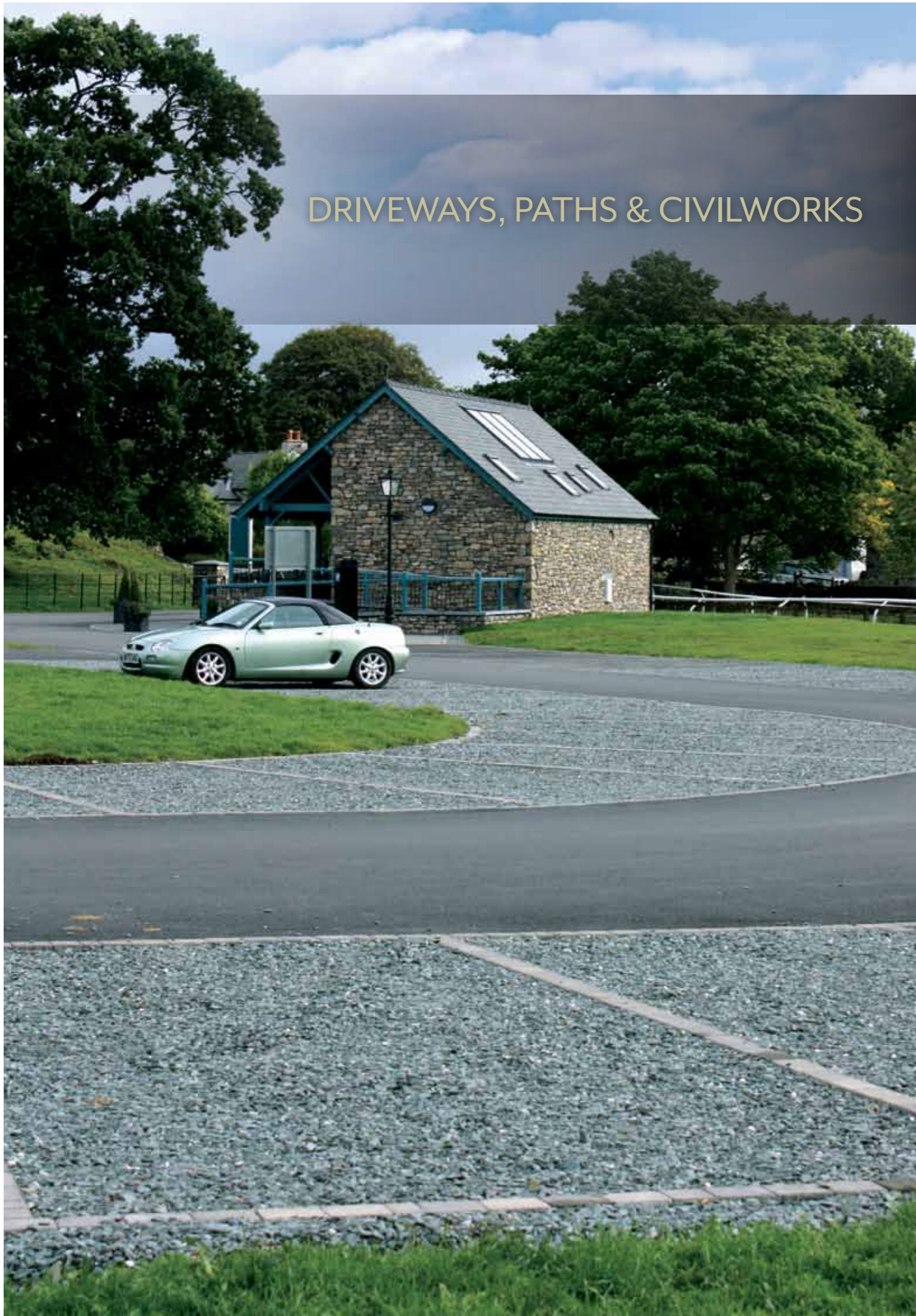
Mixed mosaics of Kirkby Blue Grey, Broughton Moor, Bursting Stone and Brandy Crag.

This exciting new range of mosaics will ensure the ultimate finishing statement.

	FINISH	SIZE
<b>SQUARE</b>		
01 Broughton Moor, Kirkby Stone, Brandy Crag & Bursting Stone Mix.	Honed & Undulated	300 x 300mm sheets of 34 x 34mm squares by 12mm thickness
02 Kirkby Stone	Honed & Undulated	
03 Broughton Moor	Honed & Undulated	
04 Brandy Crag	Honed & Undulated	
05 Baycliff Lord	Honed & Undulated	
06 Baycliff Lord	Antiqued	
<b>STRIP</b>		
07 Broughton Moor, Kirkby Stone, Brandy Crag & Bursting Stone Mix.	Honed	400 x 200mm in random lengths with widths of 25mm / 35mm / 50mm x 12mm depth. Interlocking style.
08 Kirkby Stone	Honed	
09 Broughton Moor	Honed	
10 Brandy Crag	Honed	
11 Baycliff Lord	Honed	
12 Baycliff Lord	Antiqued	



## DRIVEWAYS, PATHS & CIVILWORKS




## DECORATIVE & CONSTRUCTION AGGREGATES


Decorative and functional, Burlington's aggregates are an ideal medium for any kind of hard landscaping design. Available in a multitude of sizes, from dusts and fines, to mulches and piddlestones, they have traditionally been used for a variety of applications including the creation of garden paths, driveways, ponds and water features.

Burlington's mulch products, in particular, are widely sought after as an inexpensive, low-maintenance gardening solution. As well as providing an attractive contrast when used in conjunction with paving/feature stones, Burlington's slate mulch actually benefits the soil's growing conditions, without degrading or breaking down.

### DECORATIVE AGGREGATES



Kirkby Blue Grey




Westmorland Green

#### MINI MULCH 5-14mm

COLOURS: Kirkby Blue Grey and Westmorland Green.

UNIT OF SALE: Per tonne loose, 25kg bag and bulk bag.

APPLICATIONS: Paths and driveways.



Kirkby Blue Grey



Westmorland Green

#### MULCH 20mm

COLOURS: Kirkby Blue Grey and Westmorland Green.

UNIT OF SALE: Per tonne loose, 25kg bag and bulk bag.

APPLICATIONS: Paths, driveways and weed suppression.



Kirkby Blue Grey



Westmorland Green

#### MULCH 40mm

COLOURS: Kirkby Blue Grey and Westmorland Green.

UNIT OF SALE: Per tonne loose, 25kg bag and bulk bag.

APPLICATIONS: Weed suppression paths, screescapes and features.



Kirkby Blue Grey



Westmorland Green

#### OVERSIZED MULCH

COLOURS: Kirkby Blue Grey and Westmorland Green.

UNIT OF SALE: Per tonne loose, 25kg bag and bulk bag.

APPLICATIONS: Weed suppression, screescapes and features.

### CONSTRUCTION AGGREGATES



#### FINES

COLOURS: Kirkby Blue Grey and Westmorland Green.

UNIT OF SALE: Tonnes, loose or bulk bags.

APPLICATIONS: Footpaths, blinding, paving subbase and filler.



#### MOT TYPE 1

COLOURS: Kirkby Blue Grey and Westmorland Green.

UNIT OF SALE: Tonnes, loose or bulk bags.

APPLICATIONS: General hard standing, roads, tracks and subbase.



#### INFILL

COLOURS: Kirkby Blue Grey and Westmorland Green.

UNIT OF SALE: Tonnes, loose or bulk bags.

APPLICATIONS: General hard standing and larger projects.



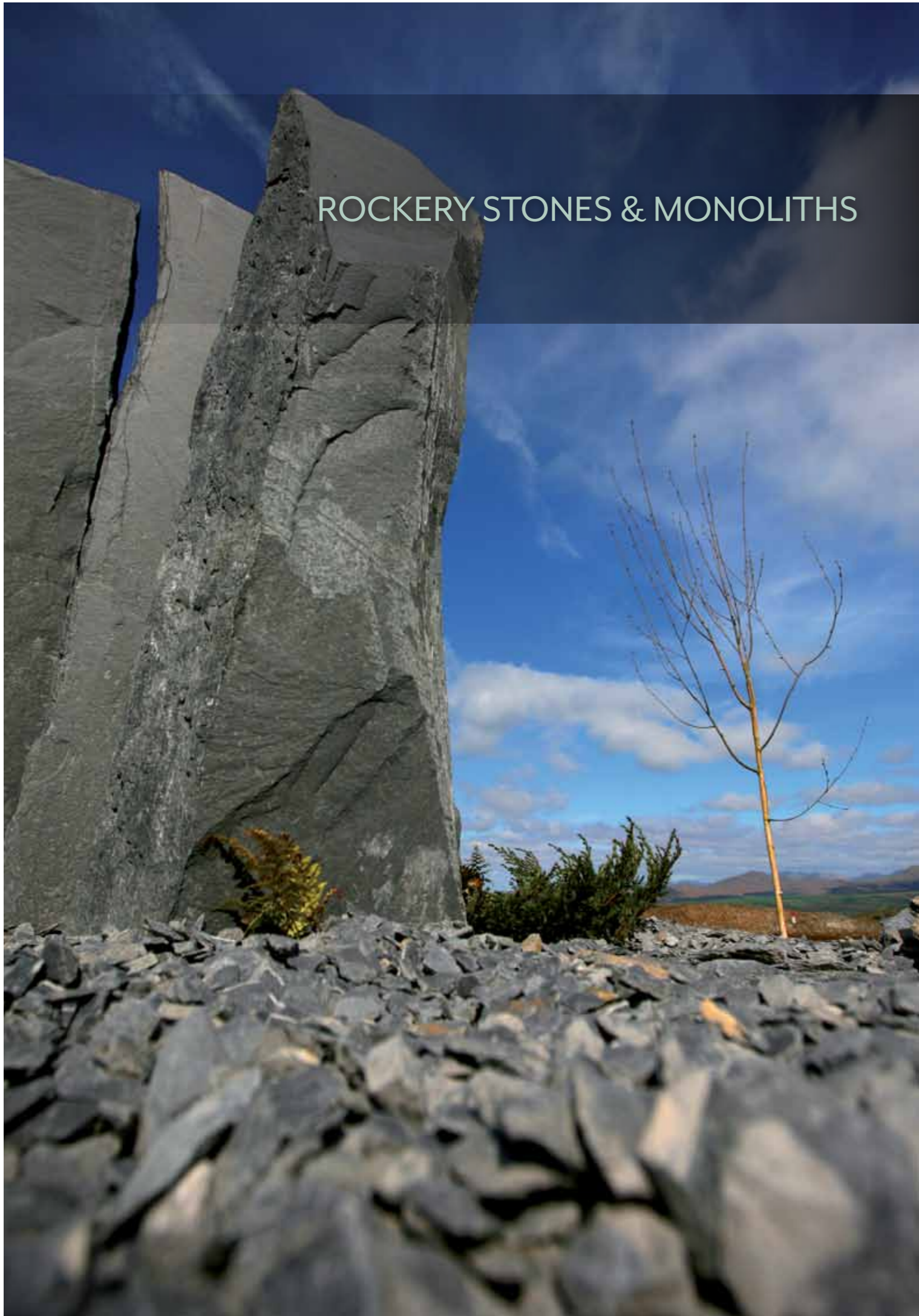
#### CLEAN STONE - PIPE BEDDING

COLOURS: Kirkby Blue Grey and Westmorland Green.

UNIT OF SALE: Tonnes, loose or bulk bags.

APPLICATIONS: Variety of draining stones for domestic and commercial projects.

# ROCKERY STONES & MONOLITHS



Using the ruggedness of Burlington's monoliths and rockery stones, true signature statements can be delivered. They are suitable for use in the smallest of courtyard gardens to expansive landscaping schemes.

OPPOSITE: Kirkby Blue stone monoliths.  
TOP: Selection of Green and Blue rockery stones.  
ABOVE LEFT: Seat in Kirkby Blue riven stone with plucked edges.  
ABOVE RIGHT: Drilled Feature Stone in Kirkby Blue.



# BURLINGTON STONE

EST 1843



BS EN 12326-1  
KM 10333



ISO 14001  
EMS 573812



003



1969  
THE QUEEN'S AWARD FOR  
EXPORT ACHIEVEMENT



1984  
THE QUEEN'S AWARD FOR  
EXPORT ACHIEVEMENT



1991  
THE QUEEN'S AWARD FOR  
EXPORT ACHIEVEMENT

---

## VISIT OUR SHOWROOMS

### SOUTH LAKES

#### Burlington Slate Limited

Cavendish House Kirkby-in-Furness  
Cumbria LA17 7UN

### LONDON

#### Burlington Slate Limited

The SCIN Gallery Morelands  
25-27 Old Street London EC1V 9HL

T +44 (0)1229 889 661 F +44 (0)1229 889 466

e: [sales@burlingtonstone.co.uk](mailto:sales@burlingtonstone.co.uk)

---

### USA

#### Burlington Natstone Inc

2701 West 15th Street Suite 505 Plano TX 75075 USA  
T (972) 985 9182 F (972) 612 0847

---

[www.burlingtonstone.co.uk](http://www.burlingtonstone.co.uk)

---



A member of  
**Holker Group**

